



THE REAL-CHAIRS ARE CE-CERTIFIED
IN ACCORDANCE WITH THE MPA STATUTES
OF MEDICAL DEVICES LVFS 2003:11.

REAL[®] 9000 PLUS

the custom built medical working chair





⊕ REAL® 9000 PLUS



⊕ REAL® 9000 PLUS EL

ONE modular system – FOUR basic models

A modern working-/special chair must offer supreme functionality, quality, ensure good ergonomics and look modern. The REAL 9000 PLUS does it all. This chair is developed and manufactured in Sweden, and all its components are made using modern machinery. Stringent quality standards guarantees many years of usage.

Living with leg weakness you need a reliable chair that can assist you in any situation

For that, you need outstanding function and quality. The chair has to be comfortable and also ensure that you sit in an ergonomically correct position. The castors have to move freely and the brake has to be reliable so the chair remains securely in position when you stand up. At the same time the chairs functions has to be easily adjustable. The chair has to work in any situation.

REAL 9000 PLUS is an important mobility aid for indoor use

The REAL 9000 PLUS-system consists of four basic models (see above). Our chairs helps users to be more independent by enabling them to perform tasks without assistance either at home or in a working environment. You can use either your arms or your legs to move the chair around. It's

easy to adjust the seat height electrically or manually and thereby ensuring an ergonomically correct position at the work surface. A large range of seats, back rests, castors, lifts and accessories makes it easy to create a functional yet comfortable chair. Feel free to take a look at our webshop at shop.mercado.se and build your own chair.

A stable and comfortable PLUS-frame with a safe and easy to control brake

The REAL 9000 PLUS has a stable, welded frame with 360° castors and a safe and easy to use brake. The frame is small yet still offers plenty of room for the feet. As a standard, this chair is longer at the back than at the front to keep the risk of tipping over to a minimum.

The brake system, with its individual brake legs and durable brake pads, ensures maximum friction on all types of surfaces. The brake has a computer calculated lift curve so it can be applied using



➤ REAL® 9000 PLUS COXIT



➤ REAL® 9000 PLUS COXIT EL

minimal force. The ground clearance has been set to prevent snagging on carpets and thresholds. The brake bracket is adjustable in stages, allowing the armrests to be adjusted in width whilst still ensuring the brakes are easy to apply. If the user is still unable to apply the brake, an electric brake function is an optional extra.

REAL 9000 PLUS – great ergonomics throughout

The REAL 9000 PLUS has ergonomically designed hand controls so that the functions of the chair can be controlled with ease. The controls are readily accessible and easy to grip and they have clear symbols showing the intended function. The design of the seat, backrest and armrest, together with the adjustable angle of the seat and back, allows the user to select an ergonomically correct position according to their needs. This means the body does not have to be under constant strain, and the user avoids injuries to muscles and skeleton.

Switch between an active and a passive position

The seat angle on the REAL 9000 PLUS is adjusted using a gas spring, a crank or electric controls. An angle-adjustable seat provides more options

for the best possible ergonomics and comfort. Tilting forwards for an active position, or tilting backwards for a relaxed position. It is important to be able to change position over the course of the day to relieve the pressure on the spine and seat bones. Our new, patented seat angle mechanism with an extended range, is available as an optional extra. You can also choose whether you want the armrests to follow the seat angle or not.

Stringent quality requirements mean many years of guaranteed use

The many ingenious options and accessories on REAL-chairs allows them to be designed to suit the needs of their users. A bespoke chair will make it easier for the user to live an active life. Stringent quality requirements means many years of guaranteed usage.

The REAL 9000 PLUS is tested at the Technical Research Institute of Sweden (SP) and approved in accordance with SS-EN 1335, 1–3.

It also bears the CE-label and is compliant with the act on technical medical products and the Swedish Medical Products Agency's regulations on the same.



The modular chair that works in all situations: **MOVING AROUND**



Moving around HORIZONTALLY

Moving around while seated in the REAL 9000 PLUS is easy. The castors turn smoothly in different directions, and the well designed PLUS-frame provides plenty of legroom. Angling the seat and back forwards provides a firm base for the feet. The castors are available in a range of materials and sizes to allow the chair to be moved across thresholds and different kinds of surfaces.

Moving around VERTICALLY

There is approximately 20 cm difference between the average height of a dining table and the height of a kitchen sink. To achieve a good working position at both, it is important for the chair to be sufficiently height adjustable. The REAL 9000 PLUS has gas spring controls with a lifting range of 20 cm.




Moving around VERTICALLY – ELECTRIC

The REAL 9000 PLUS EL has an electric height adjustment with a range of 28 cm. This substantially increases the user's range whilst seated in the chair. *NOTE: The brakes must always be applied before using any of the functions on the chair including the height adjustment. This is important to minimize any risk of injury!*

Moving sideways and out of the chair

The REAL 9000 PLUS makes it easy for the user to move sideways out of the chair for example if you need to transfer into a bed, wheelchair or a toilet. Place the chair next to you, then apply the brake. Adjust the seat to the right height, lower the armrest and move across.

Folding armrests are available as an optional extra.



REAL[®] 9000 PLUS

when function dictates design



** the chair above is extra equipped*



We can customise your chair to suit your unique requirements. Take a look at our webshop at shop.mercado.se and design your own chair!

A system where your needs dictates the **DESIGN**

SEAT PLATE

In a range of sizes and materials.



SEAT ANGLE

(+15 to -8°)
Gas, crank or electric.



BACK PLATE AND MECHANISM

Select required design.



SEAT HEIGHT ELECTRIC or MANUAL.



CONTROLS

Select design and position.



PLUS-FRAME

Range of variants.




CASTORS

For different kinds of flooring and in a range of sizes.




UPHOLSTERY

Available in plush, woven fabric, skai.



ACCESSORIES

Freedom of choice with a huge range.




=





The modular chair that works in all situations: **SEAT POSITION**

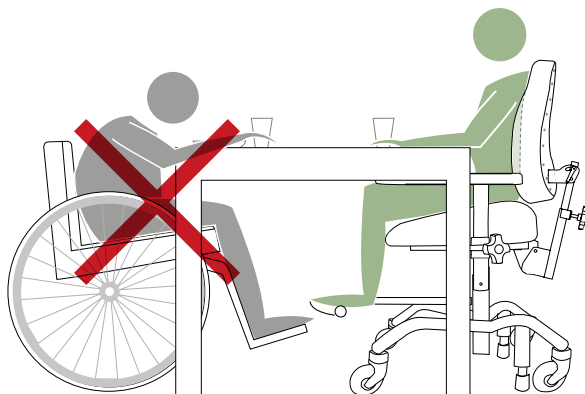


Active and passive SEAT POSITION

The seat on the REAL 9000 PLUS is angled using gas springs, a crank or electric controls. When the seat is angled, the back rest always moves with it to provide extra support. Tilt the seat forward for an active sitting position, or backwards for a relaxed position. Being able to change your position over the course of the day will help you to achieve more.

It also means your body does not have to be under constant strain, and you can avoid injury to the muscles and skeleton. The standard range offers angles of +15° to -8°. An adjustable seat mechanism with extra reinforcement and extended angle of +15° to -23° is available as an optional extra.

Find out more about the adjustable seat mechanism on the next page.



POSITIONING during meals

How we sit during meals makes a big difference to how we eat our food. Sitting hunched over and leaning forwards in a wheelchair makes it harder to eat and drink. Sitting upright allows you to enjoy your meal without any problems.

The back rest, arm rests, height adjustment and the seat of the REAL 9000 PLUS can be adjusted to accommodate the user's needs during meals. Always apply the brake during meals for stability and safety.



Optimum SEAT COMFORT

The ergonomics are crucial parts of being comfortable in the chair. This is why we have been working together with registered physiotherapist Bengt Engström to develop our seat systems ERGOMEDIC and ERGOMEDIC PLUS. Our wide range of models, materials and sizes makes it easy for you to always find the ideal solution. For all upholstered parts of the chair there are practical covers that can be machine washed available as an option. Find out more in our seat system brochure.

Details that facilitates and simplifies



Help with standing up ELECTRIC

The REAL 9100 PLUS EL (electric) provides outstanding support when moving from a seated to a standing position, which is essential for people with weakened muscles. Electric height adjustment, combined with gas spring-controlled seat angle beneath the armrest, allows the user to move to a standing position with ease.



Well designed PLUS-frame with lots of legroom

The PLUS-frame is small, only 48x53 cm, yet still offers plenty of space for your legs and feet. The frame is extended to the rear in order to enhance stability. Frame extensions for even more stability are available as an optional extra.



COXIT-seat with adjustable seat flaps

The REAL 9700 COXIT PLUS (manual) and REAL 9800 COXIT PLUS EL (electric) comes with Coxit-seats. The Coxit-seat is divided with individually adjustable flaps to allow the user to sit with an open hip angle.



Adjustable brake

The PLUS-frame comes with an adjustable brake lever bracket fitted as standard. The brake lever bracket is adjustable in width, allowing a wider seat to be fitted and the armrests to be adjusted while the brake is easy to apply.



Electric brake

If the user is unable to lock the brake manually, an electric brake function is an outstanding optional extra. It's applied using a button on the armrest. The electric brake is available as an optional extra for both manual and electric REAL 9100 PLUS versions.



Adjustable seat cross

Our new seat angling mechanism has an extended range (+15 to -23°) and three different positions. It fits all our seats and angles. You can also choose whether you want the armrests to follow the seat angle or not.

Other REAL-chairs in our modular system



REAL 9200 TWIN ELECTRIC PLUS – a modular, bariatric chair with additional reinforcement, ideal as a mobility aid for slightly heavier users. The REAL 9200 TWIN PLUS electric is able to withstand weights of up to 275 kg. Find out more in our brochure on twin chairs.



REAL 9000 PLUS CHILD is a paediatric chair from the same modular system as the REAL 9000 PLUS. This chair comes with an identical frame to the REAL 9000 PLUS chair only smaller to accommodate the needs of a child. The ergomedic plus seat system and a large range of functional accessories are available as optional extras. Find out more in our brochure for children.



REAL 6100 PLUS is an electrically powered wheelchair for indoor use. The seat easily moves on small surfaces and thresholds in the home, at work or in school. Electric height adjustment with a range at 28 cm. Read more in our brochure REAL MOBILE 6100.



Customisation

Mercado Medic AB is able to customise REAL-chairs and accessories, both upholstered and welded parts. Feel free to contact us for more information.



Freedom of choice with lots of accessories

A bespoke chair will make it easier for the user to live an active life. This requires a broad and well thought through range of accessories and optional extras. The many options on offer with the REAL 9000 PLUS chair allows the needs of the user to determine the design of the chair. Choose from a range of different seat angle mechanisms, seat sizes, back rests, seat heights and different castors, along with a variety of accessories. Find out more about all the options and accessories we offer in our “Accessories” brochure.

REAL[®] 9000 PLUS

system overview

AB	MODEL	PLUS frame adult 48x53 cm (wxd)
90	REAL 9000 PLUS Standard	With PLUS frame 48. Manual Fixlyftomat.
91	REAL 9100 PLUS EL	With PLUS frame 48. Electric Fixlyftomat.
97	REAL 9700 PLUS Coxit	With PLUS frame 48. Manual Fixlyftomat.
98	REAL 9800 PLUS Coxit EL	With PLUS frame 48. Electric Fixlyftomat.

C	SEAT ANGLE	
0	Without seat angle	
2	Crank adjusted seat angle*	Crank adjusted +15° / -8°.
3	Gas spring, controls under seat*	Gas spring +15° / -8°.
4	Gas spring, controls under armrest*	Gas spring +15° / -8°.
5	Electric seat angle (EL)*	Electric +15° / -8°. For electric chair.
6	Prepared for seat angle*	Static.

***Reinforced adjustable seat cross can be mounted.**

D	LOW BACK	
0	Standard back mechanism	Adjustment of height, angle and depth.
1	Medic back mechanism	Extended depth adjustment.
2	Comfort back mechanism	Gas spring controls*.
3	Electric back mechanism (EL)	Electric adjustment. For electric chair*.

D	HIGH BACK	
5	Standard back mechanism	Adjustment of height, angle and depth.
6	Medic back mechanism**	Extended depth adjustment.
7	Comfort back mechanism	Gas spring controls*.
8	Electric back mechanism (EL)	Electric adjustment. For electric chair*.

*** Minimum seat depth 43 cm.**

**** Double High Medic can be assembled.**

E	CASTORS	
0	Standard castors, XL 100 mm	For all types of surfaces.
2	Extra easy to roll castors, SL 100 mm	For hard surfaces.
3	Extra wide easy to roll castors, BXL 100 mm	XL-castor. Extra wide.

F	SEAT HEIGHT* AND ROTATION	All interval can be adjusted +6cm/-2cm.
0	Standard seat height	Manual 45 - 65 cm. Electric 47 - 75 cm.
1	Low seat height	Manual 40 - 54 cm. Electric 40 - 60 cm.
5	Standard seat height with rotation	Rotation release. Enables rotation 360°.
6	Low seat height with rotation	Rotation release. Enables rotation 360°.

G	SEAT	(width x depth)	Attached backs (wxh):	Armrest:
0	Adult and Coxit	44 x 48 cm	Low 38x26 cm, high 40x34 cm.	35 cm.
1	Adult and Coxit	48 x 48 cm	Low 38x26 cm, high 40x34 cm.	35 cm.
2	Adult and Coxit	44 x 43 cm	Low 38x26 cm, high 40x34 cm.	35 cm.
3	Adult	40 x 43 cm	Low 33x26 cm, high 33x36 cm.	35 cm.
4	Adult	40 x 39 cm	Low 33x26 cm, high 33x36 cm.	30 cm.
9	Adult	40 x 48 cm	Low 33x26 cm, high 33x36 cm.	35 cm.

H	USERS WEIGHT	
0	55 - 90 kg	Specify when ordering
1	< 55 kg	Manual/Electric lyftomat
2	90 - 130 kg	Manual fixlyftomat
3	90 - 150 kg	Electric lyftomat

If users weight >130 kg contact Mercado

*** Measured without seat angle from floor to underside of seat, with seat in flat position. With seat tilt +1 cm. With seat tilt "adjustable reinforced seat frame" +2 cm.**